

Quantum stability of Mott-insulator states of ultracold atoms in optical resonators

Jonas Larson^{1,5}, Sonia Fernández-Vidal^{1,2}, Giovanna Morigi²
and Maciej Lewenstein^{3,4}

¹ ICFO-Institut de Ciències Fotòniques, E-08860 Castelldefels,
Barcelona, Spain

² Departament de Física, Universitat Autònoma de Barcelona,
E-08193 Bellaterra, Spain

³ ICREA and ICFO-Institut de Ciències Fotòniques, E-08860 Castelldefels,
Barcelona, Spain

⁴ Institut für Theoretische Physik, Universität Hannover,
D-30167 Hannover, Germany

E-mail: jonas-larson@icfo.es

New Journal of Physics **10** (2008) 045002 (23pp)

Received 10 October 2007

Published 30 April 2008

Online at <http://www.njp.org/>

doi:10.1088/1367-2630/10/4/045002

Abstract. We investigate a paradigm example of cavity quantum electrodynamics with many body systems: an ultracold atomic gas inside a pumped optical resonator, confined by the mechanical potential emerging from the cavity-field spatial mode structure. When the optical potential is sufficiently deep, the atomic gas is in the Mott-insulator (MI) state as in open space. Inside the cavity, however, the potential depends on the atomic distribution, which determines the refractive index of the medium, thus altering the intracavity-field amplitude. We derive the effective Bose–Hubbard model describing the physics of the system in one-dimension and study the crossover between the superfluid-MI quantum states. We predict the existence of overlapping stability regions corresponding to competing insulator-like states. Bistable behavior, controlled by the pump intensity, is encountered in the vicinity of the shifted cavity resonance.

⁵ Author to whom any correspondence should be addressed.

Contents

1. Introduction	2
2. The model	4
2.1. Single-particle dynamics	4
2.2. Many-body dynamics	5
2.3. Discussion	6
3. The BH Hamiltonian	7
3.1. Derivation of the BH model	7
3.2. The BH Hamiltonian	9
4. Determination of the ground state	10
4.1. Coefficients in the Gaussian approximation	11
4.2. Numerical results	12
4.3. Validity of the approximations	17
5. Conclusions	18
Acknowledgments	19
Appendix A. Derivation of the effective Hamiltonian	19
Appendix B. Perturbative derivation of the zone boundaries	20
References	22

1. Introduction

Cavity quantum electrodynamics (CQEDs) [1, 2] has been a key area of quantum optics since its early days of optical instabilities, such as optical bistability [3], up to the most recent CQED with single atoms interacting with single or few photons [4]–[9].

In recent years, considerable attention has been paid to a new regime of CQED, which we term *CQED with many-body systems*. These studies focus on the mechanical effects of the resonator field on the atomic motion, and on the non-linearity arising from the interdependence between the cavity field and the atoms dynamics. Following the theoretical prediction of [10], signatures of self-organization have been measured in the light scattered by laser-cooled atoms in a transversally-pumped cavity [11]. These structures and their properties have been theoretically studied in detail in [12, 13]. In different set-ups, Bragg scattering of atomic structures inside optical resonators has been experimentally investigated in [14].

While in all the cases mentioned so far the atomic motion is essentially classical, the stability and properties of these structures in the quantum regime are still largely unexplored. This question acquires a special relevance in view of the recent experimental progress of CQED with *ultracold* atoms. In fact, strong atom–field coupling between Bose–Einstein condensed (BEC) atoms and the mode of a high-finesse optical cavity has been realized in the experiments reported in [15]–[18]. Moreover, CQED techniques were used to measure pair correlations in the atom laser [19], and have been proposed for characterizing quantum states of ultracold matter [20]–[22].

In [23], we investigated the ground state of ultracold atoms in the optical lattice formed by the interaction with the cavity mode. This system combines CQED with the many-body physics of *strongly correlated* ultracold atoms. In particular, the non-linear dependence of the cavity

field on the atomic motion opens novel perspectives to the rich scenario of ultracold atomic gases in optical lattices. In open space, in fact, these systems offer the possibility to realize paradigmatic systems of quantum many-body physics [24, 25], such as various versions of Hubbard models [26]. A prominent example is the Bose–Hubbard (BH) model [27], exhibiting the superfluid (SF)–Mott insulator (MI) quantum phase transition [28], whose realization with ultracold atoms was proposed in [29], and demonstrated in [30]. In [23], we addressed the question whether and how this transition is modified when the atoms are inside a resonator, where the optical lattice due to the intracavity-field depends on the atomic density.

In this paper we report the details of the derivations presented in [23] and extend them to novel regimes. The system we consider consists of ultracold atoms inside a resonator, which is driven by a laser. Due to the strong coupling between cavity and atomic degrees of freedom, the atoms shift the cavity resonance, thus modifying the intracavity field intensity. This in turn determines the depth of the cavity potential. At ultralow temperatures we assume that the atoms occupy only states of the lowest band of the periodic optical potential. In this regime, we present the detailed derivation of the BH model for atoms in the one-dimensional (1D) potential of an optical resonator, which complements and extends the derivation for few atoms by Maschler and Ritsch in [31, 32] to large numbers of atoms and which is valid in an appropriate thermodynamic limit. Using this model we study the SF–MI crossover as a function of the system parameters: the chemical potential μ , the pump strength and frequency, and the atomic density. Assuming the tight-binding regime, we may describe the MI states using Wannier functions [33], whose form is determined by the optical potential. The Wannier functions are then used to calculate the coefficients in the BH model, as in standard textbooks. We determine the boundaries of the MI states, using the *strong coupling expansion* of [34], which is a quite accurate method for the calculation of the phase-diagram of the BH model in 1D [25].

It must be stressed that the derivation of the BH model in the cavity does involve certain novel aspects. Namely, the periodic optical potential depends functionally on the atomic density, and hence on the Wannier functions. The problem is hence highly non-linear: the coefficients of the equations determining the Wannier functions depend functionally on the Wannier functions themselves, and the latter have thus to be determined self-consistently. This property has also physical implications. In fact, since in our system the coefficients of the Hubbard model depend on the atomic density, consequently, the diagrams in the μ – t -plane, where t is the tunneling energy, exhibit overlapping, competing Mott states, that may even consist of disconnected regions for a wide range of parameters. In the vicinity of the shifted cavity resonance in the strong coupling regime, the situation is even more complex: one encounters there also dispersive bistable behavior [3]. Thus, from the quantum optical perspective, this paper investigates stability of Mott-like phases, i.e. insulator-like states, in an optical resonator.

This paper is organized as follows. In section 2, we present our model that describes a system of two level atoms confined along the axis of an optical cavity. In section 2.1, we introduce the single-atom Hamiltonian. The many-body dynamics including the quantum noise is introduced in section 2.2. Section 2.3 is devoted to the physical discussion of the role of the various physical parameters on the system dynamics. The effective BH Hamiltonian is derived in section 3. In section 4, we discuss the ground-state properties of our model. We use the Gaussian approximation for the Wannier wave functions, checking carefully its validity. Within the Gaussian approximation and the strong coupling expansion method of Freericks and Monien [34] the stability regions for the Mott states are obtained analytically, up to the solution of the non-linear self-consistent equation for the width of the Wannier functions. Numerical

results are reported and their physical meaning is discussed in section 4.2. The validity of the approximations is addressed in section 4.3. We conclude in section 5, while in the appendices the details of the derivation of the BH Hamiltonian and of the strong coupling expansion method are reported.

2. The model

In this section, we generalize the quantum optical model of a single atom inside a cavity to the many-body case, considering particle collisions at ultralow temperatures and quantum statistics. For this purpose, we first introduce the single-atom dynamics, then write the Hamiltonian in second quantization, introducing atom–atom collisions, and discuss the basic properties.

2.1. Single-particle dynamics

We consider a single atom of mass M inside a cavity. The atomic dipole transition at frequency ω_0 , between the ground state $|g\rangle$ and the excited state $|e\rangle$, couples quasi-resonantly with an optical mode of the resonator at frequency ω_c , wave vector k and position-dependent coupling strength

$$g(x) = g_0 \cos(kx),$$

g_0 being the vacuum Rabi frequency. The resonator is driven by a classical field of amplitude η and oscillating at frequency ω_p . We consider the atomic motion along the cavity axis, which coincides here with the x -axis, and assume tight confinement along the radial plane so that the transverse motion can be considered frozen out. Atomic center-of-mass position and momentum operators are x and p , fulfilling the uncertainty relation $[x, p] = i\hbar$. In the reference frame oscillating at the frequency ω_p of the pump field, the normally-ordered Hamiltonian describing the coherent dynamics of the atomic and cavity-mode states reads

$$H_{\text{JC}} = \frac{p^2}{2m} - \hbar \Delta_a \sigma^\dagger \sigma - \hbar \Delta_c a^\dagger a - i\hbar g_0 \cos(kx) (\sigma^\dagger a - a^\dagger \sigma) - i\hbar \eta (a - a^\dagger), \quad (1)$$

where $\Delta_a = \omega_p - \omega_a$ and $\Delta_c = \omega_p - \omega_c$ are the pump–atom and pump–cavity detunings, a (a^\dagger) the annihilation (creation) operator of a cavity photon at frequency ω_c , fulfilling the commutation relation $[a, a^\dagger] = 1$, and $\sigma = |g\rangle\langle e|$, $\sigma^\dagger = |e\rangle\langle g|$ are the dipole lowering and raising operators. Spontaneous emission of the atomic dipole at rate γ and cavity losses at rate κ are described within the quantum Langevin equations formalism, such that the quantum Heisenberg–Langevin equations for the dipole and cavity operators read [1]

$$\dot{a}(t) = (i\Delta_c - \kappa)a(t) + g(x)\sigma(t) + \eta + \sqrt{2\kappa}a^{\text{in}}(t), \quad (2)$$

$$\dot{\sigma}(t) = \left[i\Delta_a - \frac{\gamma}{2} \right] \sigma(t) + g(x)\sigma_z a + \sqrt{\gamma}\sigma_z f^{\text{in}}(t), \quad (3)$$

$$\dot{\sigma}_z(t) = 2g(x) [\sigma^\dagger a + a^\dagger \sigma] - \gamma (\sigma_z(t) + 1) / 2 + 2\sqrt{\gamma} (\sigma^\dagger f^{\text{in}} + f^{\text{in}\dagger} \sigma), \quad (4)$$

where $\sigma_z = \sigma^\dagger \sigma - \sigma \sigma^\dagger$ and a^{in} , f^{in} are the input noise operators, whose mean value vanishes and which are δ -correlated in time, namely,

$$\langle a^{\text{in}}(t)a^{\text{in}}(t')^\dagger \rangle = \delta(t - t'), \quad (5)$$

$$\langle f^{\text{in}}(t) f^{\text{in}}(t')^\dagger \rangle = \delta(t - t'). \quad (6)$$

At large atom–pump detuning the adiabatic elimination of the excited atomic state can be performed. Assuming that the changes in the atomic position are negligible on the timescale in which the atom reaches its internal steady state, namely when $k_B T \ll \hbar |\Delta_a|$, we solve the Heisenberg–Langevin equations at a fixed value of the atomic position x . Hence, for $|\Delta_a| \gg g_0 \sqrt{\langle n \rangle}$, γ and $|\Delta_c|$, we set $\sigma_z(t) \approx -1$ in the equations, and obtain $\sigma^\dagger \approx i g(x) a^\dagger / \Delta_a$. After tracing out the internal degrees of freedom, the single-particle Hamiltonian for cavity and atomic center-of-mass degrees of freedom reads

$$H_0 = \frac{\hat{p}^2}{2m} + \hbar [U_0 \cos^2(k\hat{x}) - \Delta_c] \hat{a}^\dagger \hat{a} - i\hbar \eta (\hat{a} - \hat{a}^\dagger), \quad (7)$$

where we have used the explicit form of the cavity spatial mode function, and

$$U_0 = g_0^2 / \Delta_a, \quad (8)$$

is the depth of the single-photon dipole potential.

2.2. Many-body dynamics

We now extend the previous model and derive the corresponding effective Hamiltonian for a gas of N bosons at ultralow temperatures. The particle interactions are modeled by s -wave scattering. We introduce the field operators $\Psi_j(x)$ and $\Psi_j^\dagger(x)$, with $j = g, e$ labeling the internal ground state, such that

$$[\Psi_j(x), \Psi_i^\dagger(x')] = \delta_{ij} \delta(x - x'), \quad (9)$$

$$[\Psi_j(x), \Psi_i(x')] = [\Psi_j^\dagger(x), \Psi_i^\dagger(x')] = 0. \quad (10)$$

In second quantization the Hamiltonian (1) becomes \mathcal{H} and is decomposed according to $\mathcal{H} = \mathcal{H}_0 + \mathcal{H}_1$, where

$$\mathcal{H}_0 = \sum_{j=g,e} \int dx \Psi_j^\dagger(x) \left(-\frac{\hbar^2 \nabla^2}{2m} + \frac{1}{2} u_j \Psi_j^\dagger(x) \Psi_j(x) \right) \Psi_j(x), \quad (11)$$

with u_j the strength of the onsite interaction depending on the atomic state, and

$$\begin{aligned} \mathcal{H}_1 = & -\hbar \Delta_c a^\dagger a - i\hbar \eta (a - a^\dagger) - \hbar \Delta_a \int dx \Psi_e^\dagger(x) \Psi_e(x) \\ & - i\hbar g_0 \int dx \cos(kx) [\Psi_e^\dagger(x) \Psi_g(x) a - a^\dagger \Psi_g^\dagger(x) \Psi_e(x)]. \end{aligned} \quad (12)$$

In the above description we omit to write the Hamiltonian term describing the collisions between atoms in different internal states, as we will consider that the excited state is essentially empty in the parameter regime we choose. The quantum Heisenberg–Langevin equations for atomic and field operators read

$$\dot{\Psi}_g(x) = -\frac{i}{\hbar} [\Psi_g(x), \mathcal{H}_0] + g_0 \cos(kx) a^\dagger \Psi_e(x) - \sqrt{\gamma} f^{\text{in}\dagger} \Psi_e(x), \quad (13)$$

$$\dot{\Psi}_e(x) = -\frac{i}{\hbar} [\Psi_e(x), \mathcal{H}_0] + i\Delta_a \Psi_e(x) - g_0 \cos(kx) \Psi_g(x) a - \frac{\gamma}{2} \Psi_e(x) + \sqrt{\gamma} \Psi_g(x) f^{\text{in}} \quad (14)$$

$$\dot{a} = (i\Delta_c - \kappa)a + \eta + \sqrt{2\kappa}a^{\text{in}} + g_0 \int dx \cos(kx) \Psi_g^\dagger(x) \Psi_e(x), \quad (15)$$

where $f^{\text{in}}(t)$ and $a^{\text{in}}(t)$ are the noise operators defined in the previous section. Solving the equation for $\Psi_e(x, t)$ in the limit of large detuning, $|\Delta_a| \gg \gamma$, $g_0\sqrt{\langle n \rangle}$, we find

$$\Psi_e(x) \sim -i \frac{g_0 \cos(kx)}{\Delta_a} \Psi_g(x) a, \quad (16)$$

where the adiabatic approximation lies on the assumption that $|\hbar\Delta_a| > |k_B T|$, as in the single-particle case, and we have neglected the input noise term, assuming the decay rate $\gamma \ll |\Delta_a|$. Substituting this value into equation (15), the Heisenberg–Langevin equation for the field is given by

$$\dot{a} = (i\Delta_c - \kappa)a + \eta + \sqrt{2\kappa}a^{\text{in}} - iU_0\mathcal{Y}a,$$

where

$$\mathcal{Y} = \int dx \cos^2(kx) \Psi_g^\dagger(x) \Psi_g(x), \quad (17)$$

is the integral of the density of atoms in the electronic ground state, weighted by the cavity spatial-mode function squared. We now assume the bad-cavity limit, namely the cavity field relaxes to the steady state on a much faster timescale than the one on which the density of the atomic medium varies. This limit implies $\kappa \gg k_B T/\hbar$, and consistency with the previous assumption imposes $|\Delta_a| \gg \kappa \gg k_B T/\hbar$. In this limit, the dependence of the field on the initial condition is negligible, and its solution is essentially the inhomogeneous one that can be written as

$$a \simeq \eta F(\mathcal{Y}). \quad (18)$$

Here, we have discarded the input-noise terms, as they are at higher-order in the perturbative expansion and we will be dealing with normally-ordered equations, so that two-time correlations of the noise operators vanish, see equation (5). We also introduced the operator

$$F(\mathcal{Y}) = \frac{1}{\kappa - i(\Delta_c - U_0\mathcal{Y})}, \quad (19)$$

which is a function of the atom operators in the ground state. Substituting equation (18) into the equation for the ground-state field operator we obtain

$$\dot{\Psi}_g = -\frac{i}{\hbar} [\Psi_g(x), \mathcal{H}_0] - i\mathcal{C}(\mathcal{Y}, x), \quad (20)$$

where

$$\mathcal{C}(\mathcal{Y}, x) = \eta^2 U_0 \cos^2(kx) F^\dagger(\mathcal{Y}) \Psi_g(x) F(\mathcal{Y}). \quad (21)$$

2.3. Discussion

Equation (20) shows explicitly the effect of the coupling with the resonator on the atom dynamics: the coupling to the common cavity mode induces a non-linear interaction, which enters the equation through operator (19). It is useful to consider the average number of photons at steady state $n_{\text{ph}} = \langle a^\dagger a \rangle_{\text{St}}$, which we obtain from equation (18) and reads

$$n_{\text{ph}} = \left\langle \frac{\eta^2}{\kappa^2 + (\Delta_c - U_0\mathcal{Y})^2} \right\rangle. \quad (22)$$

The average number of photons n_{ph} hence depends on the atomic density distribution. On the other hand, it determines the depth of the confining potential, $|V| \approx \hbar U_0 |n_{\text{ph}}|$, and thus the atomic density distribution. In particular, the confining potential reaches a maximum for the values at which the denominator of equation (22) is minimum. From the form of operator (18) one infers that n_{ph} can reach the maximum value when the parameters Δ_c and U_0 have the same sign (the operator \mathcal{V} is positive valued). From equation (8) this requires that the detunings Δ_c and Δ_a have equal signs. This property highlights the role of the detuning in the dynamics as control parameters.

We now comment on the parameters required for accessing the regime in which the effect of the non-linearity will be important, and its consistency with the derivation we performed. We first review the important assumptions on which our model is based. Spontaneous decay is neglected over the typical timescales of the system. This imposes that the effective spontaneous scattering rate γ' , due to off-resonant excitation of the dipole transition, fulfills the inequality $\gamma' \ll \kappa$. Using that $\gamma' \sim n_{\text{ph}} g_0^2 \gamma / \Delta_a^2$, where n_{ph} is the mean value of intracavity photons, equation (22), then spontaneous emission can be neglected provided that

$$n_{\text{ph}} \frac{g_0^2 \gamma}{\Delta_a^2 2} \ll \kappa. \quad (23)$$

As our model is based on a single-mode cavity, we also require that the detuning between atom and cavity mode is smaller than the free spectral range $\delta\omega$. This reduces to the condition

$$|\Delta_a| \ll \delta\omega. \quad (24)$$

A further important assumption relies on the relaxation time of the cavity field, which has to be much faster than the typical timescale of atomic motion. This can be estimated as $k_B T \ll \hbar \kappa$. Finally, in order to ensure that the non-linear effect on n_{ph} is sufficiently large for a small number of atoms, we have required that $U_0 \sim \kappa$. This condition is however not strictly necessary: strong nonlinear effects can be observed for smaller values of U_0 when the number of atoms is sufficiently large [3].

Let us now estimate the number of intracavity photons which are usually needed, in order to find the atoms in the MI state. We consider specifically the case in which overlap (bistability) regions between different Mott zone can be observed. In section 4.2, we find that this occurs at values of the pump amplitude $\eta \sim 20\kappa$. This value was evaluated for 50–100 atoms in the resonator. Correspondingly, the number of intracavity photons is $n_{\text{ph}} \sim 100$. From condition (23) we find that $\gamma \ll 2|\Delta_a|/n_{\text{ph}}$, where we used $U_0 = \kappa$, and which is fulfilled for $\gamma = 2\pi \times 3$ MHz and $|\Delta_a| = 2\pi \times 10$ GHz. Condition (24) is then satisfied when the free spectral range $\delta\omega$ is of the order of terahertz. Once $|\Delta_a|$ is fixed, we find that $g_0 \sim 2 \times 0.1 \sqrt{\kappa/2\pi}$ MHz. Using the value $\kappa = 2\pi \times 53$ MHz [16], this requires $g_0 \sim 2\pi \times 700$ MHz, which is presently at the border of the experimental reach. However, for smaller values of U_0 , say $U_0 \sim 0.1\kappa$, and for larger numbers of atoms, say $N \sim 1000$, the peculiar CQED effects on ultracold atoms we predict in this work could be well observed for parameter regimes of present experiments, see for instance [22].

3. The BH Hamiltonian

3.1. Derivation of the BH model

We now derive a BH type of model for the dynamics of the atoms in their self-sustained potential when the atoms are well localized in the minima of the potential itself. Starting from

the assumption that the atoms are in a MI state, we decompose the atomic field operator into the operators b_i^\dagger and b_i , which create and annihilate, respectively, atoms at the lowest band of the potential site centered at $x = x_i$, according to

$$\hat{\Psi}(x) = \sum_i \tilde{w}(x - x_i) \hat{b}_i, \quad (25)$$

whereby $\tilde{w}(x - x_i)$ are Wannier functions, which are to be determined by solving self-consistently the equations of motion. The commutation rules of operators b_i, b_i^\dagger obey the bosonic commutation relations in the regular BH model, where the potential is independent of the state of the atoms. We will show that in our case this is not *a priori* warranted, due to the non-linear dependence of the potential on the atomic density distribution, which gives rise to a non-linear equation for the atomic wave function. However, the bosonic commutation relations are still recovered in a properly defined thermodynamic limit, which we will identify.

We now rewrite equation (20) within this Wannier decomposition,

$$\dot{b}_\ell = \frac{1}{i\hbar} [b_\ell, \mathcal{H}_0^{(\text{BH})}] - iC, \quad (26)$$

where $\mathcal{H}_0^{(\text{BH})}$ and C are obtained from \mathcal{H}_0 and \mathcal{C} , respectively, using the BH decomposition. They read

$$\mathcal{H}_0^{(\text{BH})} = E_0 \hat{N} + E_1 \hat{B} + \frac{U}{2} \sum_i b_i^\dagger b_i^\dagger b_i b_i - \mu \hat{N} \quad (27)$$

and

$$C = U_0 \eta^2 F^\dagger(\hat{Y}) [J_0 b_\ell + J_1 (b_{\ell+1} + b_{\ell-1})] F(\hat{Y}). \quad (28)$$

The coupling matrix elements in equations (27) and (28) read

$$E_1 = -\frac{\hbar^2}{2m} \int dx \tilde{w}(x - x_i)^* \nabla^2 \tilde{w}(x - x_{i+l}), \quad (29)$$

$$J_l = \int dx \tilde{w}(x - x_i)^* \cos^2(kx) \tilde{w}(x - x_{i+l}), \quad (30)$$

$$U = u_g \int dx |\tilde{w}(x)|^4, \quad (31)$$

with $l = 0, 1$ as we keep only on-site and nearest-neighbor couplings. In equation (28) we introduced the operator

$$F(\hat{Y}) = \frac{1}{\kappa - i(\Delta_c - U_0 \hat{Y})}, \quad (32)$$

where operator \hat{Y} is the BH decomposition of \mathcal{Y} , equation (17), after neglecting couplings beyond the nearest neighbors, and takes the form $\hat{Y} = J_0 \hat{N} + J_1 \hat{B}$.

In order to determine the BH Hamiltonian, we now derive an effective Hamiltonian \mathcal{H}_{BH} such that $C = [b_\ell, \mathcal{H}_{\text{BH}}]/\hbar$. This is performed in the limit in which we can expand operator F in equation (32) in the small quantity J_1 . The details of the derivation are reported in appendix A. The BH model is recovered for a large number of atoms, according to a properly defined thermodynamic limit. We define the thermodynamic limit by letting N and the cavity volume go to infinity, keeping the number of atoms per potential site finite. This implies the

scaling $U_0 \sim 1/N$. Additionally, we impose the scaling $\eta \sim \sqrt{N}$, which corresponds to keeping the potential depth constant as N increases. This scaling corresponds to ramping up the pump intensity with \sqrt{N} . The BH type of Hamiltonian $\mathcal{H}_{\text{eff}} = \mathcal{H}_0^{(\text{BH})} + \mathcal{H}_{\text{BH}}$ is then

$$\mathcal{H}_{\text{eff}} = E_0 \hat{N} + \frac{U}{2} \sum_i \hat{n}_i (\hat{n}_i - 1) - t(\hat{N}) B + f(\hat{N}) - \mu \hat{N}, \quad (33)$$

where

$$t(\hat{N}) = -E_1 - \hbar \eta^2 U_0 J_1 F^\dagger(J_0 \hat{N}) F(J_0 \hat{N}), \quad (34)$$

$$f(\hat{N}) = \frac{\hbar \eta^2}{\kappa} \arctan \left(\frac{\Delta_c - U_0 J_0 \hat{N}}{\kappa} \right). \quad (35)$$

We notice that the coefficients of Hamiltonian (33) are operator-valued, hence imposing a Wannier expansion such that the coefficients depend on the operator \hat{N} , namely

$$\tilde{w}(x - x_i) = w(\hat{N}, x - x_i).$$

Hence, the commutation relations between the operators b_i are not the ones of bosonic operators as in the typical BH model. Nevertheless, in the thermodynamic limit one finds

$$[b_i, b_j^\dagger] = \delta_{ij} + \mathcal{O}(1/N). \quad (36)$$

We therefore perform the Wannier expansion in this thermodynamic limit, consistently with the assumptions made in order to obtain Hamiltonian (33).

3.2. The BH Hamiltonian

We now rescale Hamiltonian (33) in units of the strength of the on-site interaction U , which is defined in equation (31). The rescaled Hamiltonian $\hat{H} = \hat{H}/U$ reads

$$\hat{H} = -\tilde{t} \hat{B} + \frac{1}{2} \sum_i \hat{n}_i (\hat{n}_i - 1) - \tilde{\mu} \hat{N}, \quad (37)$$

where

$$\tilde{\mu} = \frac{\mu + E_0}{U} + \frac{f(\hat{N})}{\hat{N}U} \quad (38)$$

contains a rescaled chemical potential, while the tunnel parameter

$$\tilde{t} = -\frac{E_1}{U} - \frac{\hbar \eta^2 U_0 J_1}{U(\kappa^2 + \zeta^2)}, \quad (39)$$

is expressed in terms of the coefficient

$$\zeta = \Delta_c - U_0 J_0 \hat{N}. \quad (40)$$

The higher-order terms in $J_1 \hat{B}$, describing long-range interaction, have been neglected. Note that the number of particles is conserved since $[\hat{N}, \hat{H}] = 0$. We also remark that the term $f(N)/N$ tends to a constant and finite value in the thermodynamic limit.

An important physical quantity, which will be useful for the following study, is the depth V of the cavity potential, $V = \hbar U_0 n_{\text{ph}}$ with n_{ph} the number of photons in the BH expansion, equation (22). At leading order in the expansion in J_1 it takes the form

$$V = \frac{\eta^2 \hbar U_0}{\kappa^2 + \zeta^2}. \quad (41)$$

Hamiltonian (37) and potential (41) are the starting points of our analysis for the determination of the system ground state.

Let us now make some considerations about the system for a fixed number of atoms N . From the form of the potential (41), and in particular from the form of the coefficient ζ , equation (40), we observe that for equal signs of the detunings Δ_a and Δ_c one can have that ζ vanishes. This case corresponds to driving the system on resonance, and gives a maximum of the cavity mode potential. This resonance situation occurs for atom numbers N that maximize the photon number, and gives rise to bistability [3], which modifies substantially the properties of the model with respect to the standard BH one.

4. Determination of the ground state

In this section, we determine the ground state of the system for a fixed number of particles. Moreover, we discuss the situation when the number of atoms is fluctuating. Our purpose is to identify the parameter regime in which the atoms are in the MI state.

Starting from the assumption that the system is in the MI state, we use the *strong coupling expansion* [34] to verify its validity. In particular, we apply a standard degenerate perturbative calculation in the parameter $\tilde{t} = t/U$, and determine the ground-state energy $E_M(n_0, \tilde{\mu}, \tilde{t})$ for the Mott state with n_0 particles per site, and the ground-state energies $E_{\pm}(n_0, \tilde{\mu}, \tilde{t})$ when one particle is added to or subtracted from the n_0 th Mott state. The condition

$$E_M(n_0, \tilde{\mu}, \tilde{t}) - E_{\pm}(n_0, \tilde{\mu}, \tilde{t}) = 0 \quad (42)$$

determines the boundaries $\tilde{\mu}_{\pm}(n_0)$ of the n_0 th Mott phase as a function of the coupling parameter. For $\tilde{\mu}_+(n_0) > \tilde{\mu}_-(n_0)$ the region between the two chemical potentials determines the Mott zone. The Mott state gets unstable as the parameters are varied such that $\tilde{\mu}_+(n_0) = \tilde{\mu}_-(n_0)$ and finally $\tilde{\mu}_+(n_0) < \tilde{\mu}_-(n_0)$. In this section, we determine the boundaries of the Mott state in a diagram, in which we plot $\tilde{\mu}$ as a function of relevant parameters. We remark that, in the typical BH model, when the system exits the Mott phase, then it is in a SF state. In our case, this is probably verified in most cases, which we will discuss individually.

Finally, the parameter \tilde{t} can be controlled by varying the pump amplitude η , which is straightforwardly related to the number of photons inside the cavity and hence to the height of the potential. Alternatively it can be changed by varying the atom–pump detuning Δ_a and the cavity–pump detuning Δ_c , which enter the dynamics through the coefficient (40) in the denominator of equation (39), and correspond to changing the refractive index of the atomic medium.

In the following, we first study the functional dependence of the integrals on the system parameters using the Gaussian ansatz. We then determine numerically the regions of the MI state in the diagram where the chemical potential $\tilde{\mu}$ is studied as a function of the pump intensity η .

4.1. Coefficients in the Gaussian approximation

We determine the boundaries of the MI regions using the *Gaussian approximation*, hence replacing the Wannier functions by Gaussian functions in the integrals (29)–(31). Thus, the Wannier functions are replaced with Gaussian functions such that

$$\tilde{w}(x - x_i) \approx \tilde{w}_G(x - x_i) \equiv (\pi\sigma^2)^{-1/4} e^{-(x-x_i)^2/2\sigma^2}, \quad (43)$$

where σ is the width to be determined. This treatment allows us to identify the dependence of the coefficients on the physical parameters, reproducing with good approximation the results obtained with the Wannier functions in the parameter regimes we discuss in section 4.3. In particular, we modify the Gaussian functions in order to fulfill the orthogonality condition,

$$\int dx \tilde{w}'_G(x - x_i) \tilde{w}'_G(x - x_j) = \delta_{ij}.$$

In this way we avoid small, but unphysical contributions. Let K be the number of lattice sites. The width σ of the Gaussian functions is found from the depth V of the cavity-mode potential, equation (41). In particular, $\sigma^2 = \hbar/\sqrt{2m|V|}k$. In order to determine the boundaries of the Mott states in the diagram of $\tilde{\mu}$ as a function of η , we determine the coefficients for the three cases (i) $N = Kn_0 + 1$, (ii) $N = Kn_0$ and (iii) $N = Kn_0 - 1$, and introduce the subscript (i) with $i = 1, 2$ and 3 for the corresponding coefficient. We evaluate the integrals in equations (29)–(31) for these three cases and express them as a function of the dimensionless parameter

$$y_{(i)} = k^2\sigma_{(i)}^2 = \sqrt{E_r/|V_{(i)}|}, \quad (44)$$

where E_r is the recoil energy. In terms of $y_{(i)}$, they read

$$E_{0(i)} = \frac{E_r}{2y_{(i)}}, \quad (45)$$

$$J_{0(i)}^\pm = \frac{1}{2} [1 - \text{sign}(\Delta_a) \exp(-y_{(i)})], \quad (46)$$

$$E_{1(i)} = -\frac{|V_{(i)}|}{4} \exp\left(-\frac{\pi^2}{4y_{(i)}}\right) (2y_{(i)} + \pi^2), \quad (47)$$

$$J_{1(i)}^\pm = \frac{\text{sign}(\Delta_a)}{2} \exp\left(-\frac{\pi^2}{4y_{(i)}} - y_{(i)}\right), \quad (48)$$

$$U_{(i)} = \frac{4E_r a_s}{\sqrt{2\pi} \Delta_{yz}} y_{(i)}, \quad (49)$$

where a_s is the scattering length, Δ_{yz} is the atomic wave packet transverse width and the sign \pm depends on the sign of Δ_a . In the limit $J_{0(i)}^\pm \gg |J_{1(i)}^\pm|$ the potential amplitude according to (41) is given by

$$V_{(i)} = \frac{\eta^2 \hbar U_0}{\kappa^2 + (\Delta_c - U_0 J_{0(i)}^\pm N)^2}. \quad (50)$$

As $J_{0(i)}^\pm$ depends on $V_{(i)}$ which, on the other hand, depends itself on $J_{0(i)}^\pm$, the above equations must be solved self-consistently. This is a consequence of the atom-density dependence on the coupling parameters. In particular, for $\Delta_a > 0$ (atoms at the nodes), $J_{0(i)} \rightarrow 0$ in the strong

pumping limit, $\eta \rightarrow \infty$, and the results become independent of the number of atoms. On the other hand, if $\Delta_a < 0$ (atoms at the antinodes) the parameter $J_{0(i)} \rightarrow 1$ for sufficiently large pumping, and the non-linearity is strongest.

Within this treatment we determine the nearest-neighbor coupling parameter, which is given by

$$\tilde{t}_{(i)} = \frac{E_r}{4\mathcal{U}} y_{(i)}^{-3/2} e^{-\pi^2/4y_{(i)}} (2y_{(i)} + \pi^2 - 2e^{-y_{(i)}}), \quad (51)$$

where $\mathcal{U} = 2\hbar^2 a_s k / (\sqrt{2\pi} m \Delta_{yz})$. For $\eta \rightarrow \infty$ the potential $|V_{(i)}| \rightarrow \infty$ and consequently $y_{(i)} \rightarrow 0$, and hence $\tilde{t} \rightarrow 0$.⁶

The perturbative calculation of the boundaries $\tilde{\mu}_{\pm}(n_0)$ is sketched in the appendix B. At third-order the result reads

$$\begin{aligned} \tilde{\mu}_+(n_0) = n_0 + \frac{U_{(12)}}{2} K n_0 (n_0 - 1) - t_{(1)} 2(n_0 + 1) + t_{(1)}^2 n_0^2 - \left(t_{(1)}^2 - t_{(2)}^2 \frac{U_{(2)}}{U_{(1)}} \right) 2K n_0 (n_0 + 1) \\ + t_{(1)}^3 n_0 (n_0 + 1) (n_0 + 2), \end{aligned} \quad (52)$$

$$\begin{aligned} \tilde{\mu}_-(n_0) = (n_0 - 1) - \frac{U_{(32)}}{2} K n_0 (n_0 - 1) + t_{(3)} 2n_0 - t_{(3)}^2 (n_0 + 1)^2 \\ + \left(t_{(3)}^2 - t_{(2)}^2 \frac{U_{(2)}}{U_{(3)}} \right) 2K n_0 (n_0 + 1) + t_{(3)}^3 n_0 (n_0 + 1) (n_0 - 1). \end{aligned} \quad (53)$$

Here, $U_{(i2)} = 1 - U_{(2)}/U_{(i)}$, $\tilde{\mu}_+(n_0) = \mu_+(n_0)/U_{(1)}$ and $\tilde{\mu}_-(n_0) = \mu_-(n_0)/U_{(3)}$.

4.2. Numerical results

In this section, we study the regions of the MI state as a function of the chemical potential and of the inverse pump amplitude η^{-1} . The boundaries are determined by numerical evaluation of equations (29)–(31) using the modified Gaussian functions. The atomic parameters we choose correspond to ⁸⁷Rb atoms with scattering length $a_s = 5.77$ nm and atomic transition wavelength $\lambda = 830$ nm. The optical potential has K lattice sites and the transverse width of the atomic wave packet is $\Delta_y = \Delta_z = \sqrt{\Delta_{yz}} = 30$ nm. We evaluate the ‘phase diagrams’ for $K = 50$ – $10\,000$ at fixed number of atoms N , scaling N so as to keep the atomic density constant. The results for the Mott zones agree over the whole range of values, so in the figures we report the ones obtained for $K = 50$ for different values of the detunings.

Figure 1 displays the first four Mott zones for (a) $\Delta_a < 0$ and $\Delta_c = \kappa$ and (b) $\Delta_a > 0$ and $\Delta_c = 0$, as a function of the dimensionless parameter κ/η . Interestingly, the extension of the Mott zones seems to decrease roughly as n_0^{-1} in both cases. We first analyze the case displayed in figure 1(a). For $\Delta_a < 0$ the atoms are trapped at the maxima of the intracavity field. Hence, the coupling with the cavity mode is maximum when the confinement is very tight. Here, for large values of the pump intensity (i.e. for small values of κ/η) the Mott zones at different values of n_0 show some overlap. This overlap is a CQED effect, in fact Mott states with larger number of atoms per site are favored as they increase the coupling strength to the cavity mode, and thus the depth of the potential. The overlap is only at the border of the boundaries, as atom–atom collisions compete with this effect. In figure 1(b) the detuning $\Delta_a > 0$, and the atoms are hence

⁶ In the opposite limit of small pumping we also have $\tilde{t} \rightarrow 0$, which, however, is within the regime where the Gaussian and the tight-binding approximations are not valid.

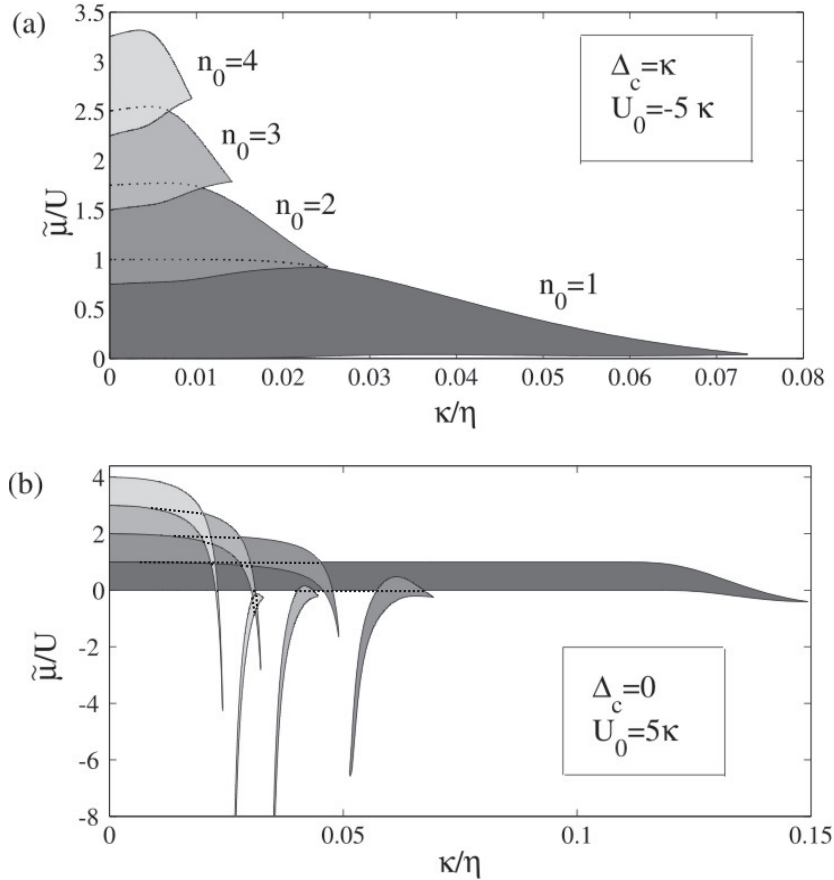


Figure 1. Phase diagram, showing the Mott zones in the scaled chemical potential–cavity pump plane $\tilde{\mu}-\eta^{-1}$. The parameters are (a) $U_0 = -5\kappa$ ($\Delta_a < 0$, atoms at the antinodes), $\Delta_c = 2\kappa$ and (b) $U_0 = 5\kappa$ ($\Delta_a > 0$, atoms at the nodes), $\Delta_c = 0$. The overlap and reappearance of the Mott zones originate from the non-linearity of the system. The dotted lines correspond to the boundaries of the covered zones.

trapped at the nodes (the zeroes) of the intracavity field. Hence, the coupling with the cavity mode is minimum when $\eta \rightarrow \infty$. Indeed, here we observe that for large values of η (small values of κ/η), the Mott zones almost do not overlap. However, for smaller values of η they exhibit ‘exotic’ behavior: overlap, disappear and reappear.

Further insight is gained in figure 2, where we study the depth of the cavity potential as a function of the pump parameters. The curves displayed in figure 2(a) correspond to the parameters of the phase diagram in figure 1(a). Here, one observes that the potential amplitude increases monotonically as $V \sim \eta^2$ in the parameter regime where the non-linearity is weak. Correspondingly, the width $\sigma_{(i)}$ of the Wannier functions, giving atomic localization at the minima of the potential, decreases smoothly as $\sigma_{(i)} \propto |V_{(i)}|^{-1/4} \sim 1/\sqrt{\eta}$, see equation (44). For larger pump strengths, when the non-linearity becomes important, the behavior is slightly changed. The curves in figure 2(b) correspond to the parameters of the phase diagram in figure 1(b). Here, one finds that the potential depth increases rapidly where the corresponding Mott zones exhibit a minimum in the value of $\tilde{\mu}$. Correspondingly, the width $\sigma_{(i)} \propto |V_{(i)}|^{-1/4}$

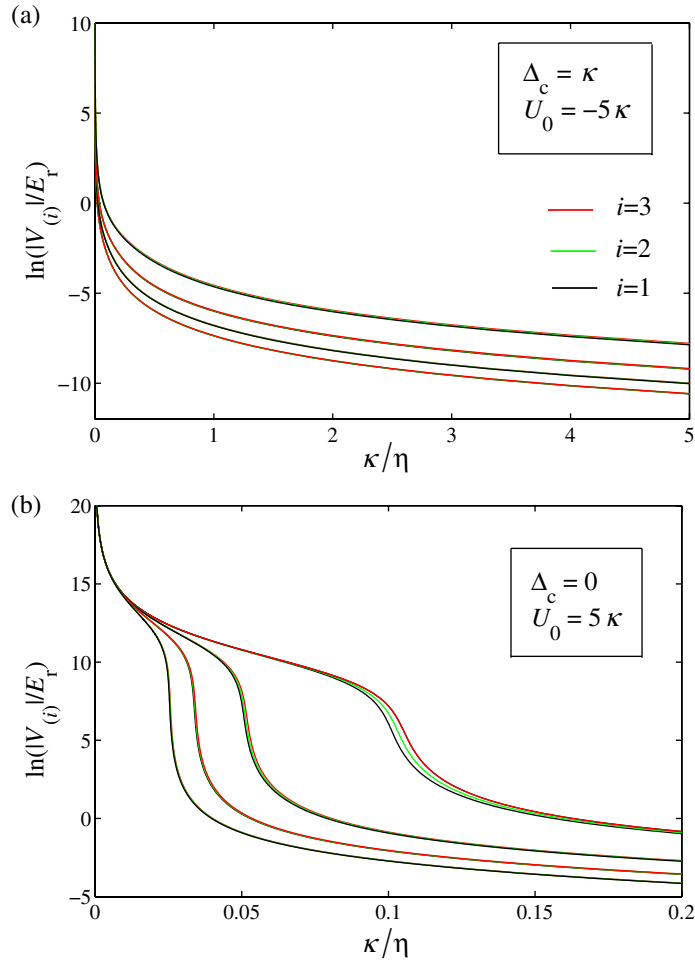


Figure 2. The potential amplitude $|V_{(i)}|$, in units of E_r and in log-scale, as a function of the inverse pumping κ/η , where the curves in (a) and (b) have been evaluated in the parameter regimes of figures 1(a) and (b), respectively. When the non-linearity is strong the potential amplitudes differ from the linear situation where $|V| \sim \eta^2$. The average number of cavity photons is found by multiplying the rescaled potential depths in the plots by the factor $f_n = E_r/|\hbar U_0|$, which here is $f_n \approx 0.006$.

diminishes rapidly. This behavior changes at the value of η where the potential gradient increases abruptly. In this regime σ_i varies very slowly. This can be understood as a competition between the cavity field, which tends to localize the atoms at the minima, and the atomic quantum fluctuations: when the potential is sufficiently high to trap the atoms within a small fraction of the wave length, the cavity field is pumped more effectively.

We now consider the situation in which the detunings Δ_a and Δ_c have the same sign. In this case the parameter $\zeta(N)$ in equation (40) vanishes when the condition $J_{0(i)}^\pm = \Delta_c/U_0 N$ is fulfilled, whereby $0 < J_{0(i)}^+ < 1/2$ and $1/2 < J_{0(i)}^- < 1$, see equation (46). This resonance condition gives rise to bistability, leading to an abrupt change of the potential depth. As a consequence, the Mott state may become unstable. The upper plot of figure 3 displays the

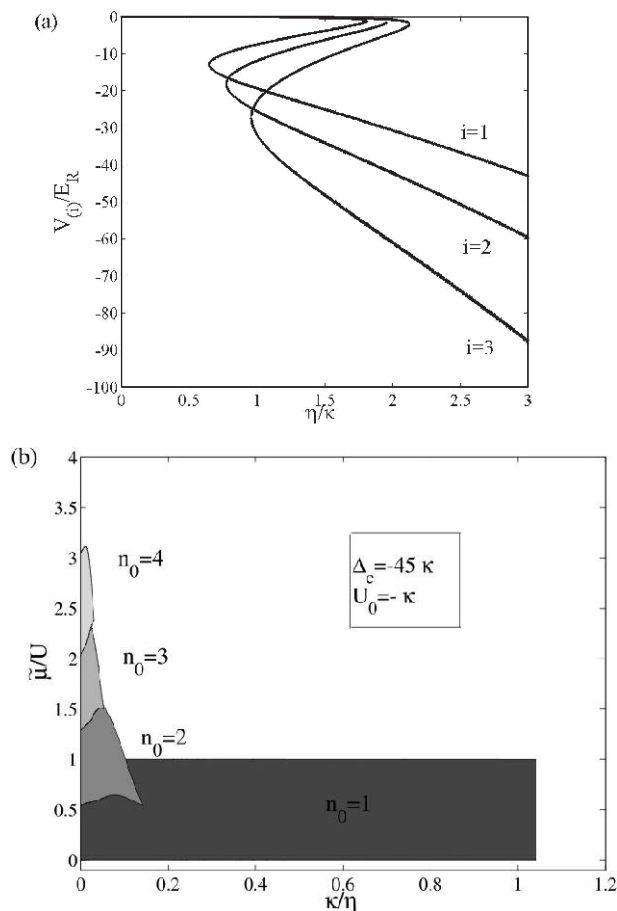


Figure 3. The bistability behavior of the potential amplitudes $V_{(i)}$ as a function of κ/η (upper plot) and corresponding phase diagram $\tilde{\mu} - \eta^{-1}$ (lower plot) for $\Delta_c = -45\kappa$ and $U_0 = -\kappa$. At $n_0 = 1$ the Mott region suddenly ends for $\eta \sim \kappa$, where the corresponding potential $V_{(i)}$ jumps to a lower value. Here, the system most likely is in a state where higher Bloch bands are populated, due to non-adiabatic effects and the small potential depth of this solution.

potential amplitudes $V_{(i)}/E_r$ for one atom per site as a function of η/κ for $U_0 = -\kappa$ and $\Delta_c = -45\kappa$, exhibiting the typical functional behavior of bistability. The lower plot displays the corresponding phase diagram. For the case of one atom per site, the Mott ground state will suddenly disappear for $\eta \sim \kappa$ when the pumping is adiabatically lowered. Clearly the first ‘jump’ occurs in the potential $V_{(i)}$ (corresponding to the lowest atom density), and comparing the two plots one finds that this takes place exactly when the first Mott zone suddenly ends. The system most likely jumps into a state where higher Bloch bands are populated. In this case the single-band and Gaussian approximations break down.

The overlapping of the Mott zones and the bistability, which we observe in the phase diagram, are novel features when compared with the typical scenario of cold atomic gases trapped by an external potential. Let us first discuss the existence and uniqueness of the ground state. When the MI state is stable, given the number of atoms N , the ground state is

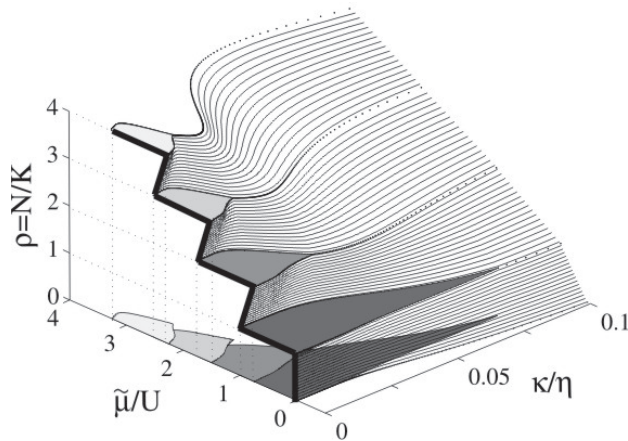


Figure 4. Extended phase diagram of figure 1(a), where the atomic density ρ has been included as a third axis. Here, the contour lines correspond to a fixed atom density ρ , such that for a given ρ the scaled chemical potential depends on the pumping strength η according to this particular contour line. The dotted contour curves indicate the lines with exactly n_0 atoms per site. The projection of the Mott-zones on to the $\tilde{\mu}-\eta^{-1}$ plane is shown.

fully determined once the atomic density $\rho = N/K$ is fixed. Outside the Mott zones we expect superfluidity in the parameter regimes in which there cannot be optical bistability (detunings with opposite signs). In the situation of multiple solutions of the equations (45)–(49), the system will most likely be found in the one solution which minimizes the energy.

A more complete picture of the phase diagram can be obtained by considering the dependence on the atomic density. The strong coupling method for higher orders is cumbersome once the number of particles added to/subtracted from the Mott states becomes larger than one. However, the first-order corrections are still easily obtainable for any atom number. In figure 4 we present schematically the extended phase diagram of figure 1(a) where the atomic density has been included as a third axis. This diagram has been obtained by fitting the intermediate lines between the Mott zones, and by verifying that it reproduces the first-order calculations for small values of κ/η . We remark that the ‘overhangs’, corresponding to the overlapping zones in figure 1(a), constitute the novel feature, which we encounter in this model as compared to the standard BH model.

When the number of atoms is not fixed [35], the atomic density may take multiple values where the phase diagram exhibits ‘overhangs’. For sufficiently long times, we expect that the system will be found in the number of atoms such that the energy is minimized. This implies also that there may be a competition between a Mott and a SF state at two different values of the density, which happen to be at similar energies. Keeping this situation in mind, we restrict our analysis to different and overlapping Mott states, and compare their energy. Figure 5 displays a phase diagram on the $\tilde{\mu}-\eta^{-1}$ plane, whereby the Mott states with higher energy are plotted on top of the ones with lower energy. We observe that for large pumping strengths the Mott states with a higher number of atoms n_0 have in general a greater energy, while for lower or moderate pumping strengths this is not necessarily true. For example, the end of the Mott zone with $n_0 = 4$ has smaller energy than the corresponding one for $n_0 = 3$. This is a pure CQED effect.

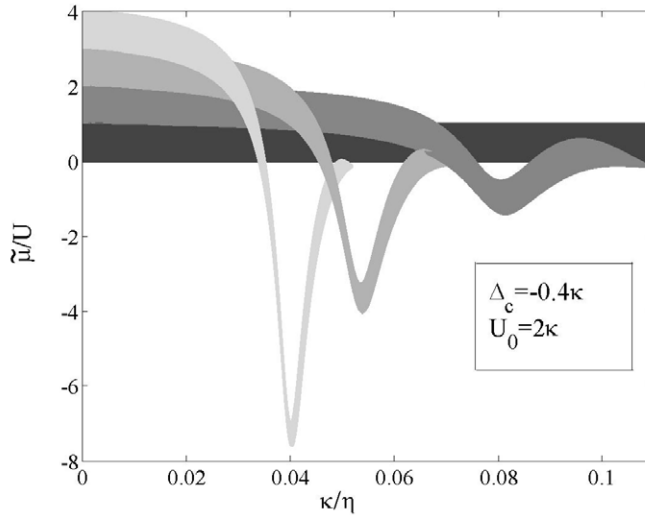


Figure 5. Phase diagram on the $\tilde{\mu}-\eta^{-1}$ plane, reporting the first four Mott zones. The Mott states with higher energy are plotted on top of the ones with lower energy. Typically, for large pumping the Mott zones with a large number of atoms n_0 per site have the highest energy. For moderate pumping this is not necessarily true as seen by comparing for example the third and fourth Mott zones at around $\kappa/\eta \approx 0.05$. The relevant parameters are reported in the inset.

4.3. Validity of the approximations

We now discuss the regime of validity of the calculations, from which we extracted the phase diagrams presented in this section. The derivation of the system coupling parameters relies on the assumption $J_0 \gg |J_1^\pm|$. The maximum value of the ratio $|J_1^\pm|/J_0 \approx 0.056$ occurs at $|V| \approx E_r/2$, hence the nearest-neighbor coupling is at least 17 times smaller than the on site coupling. The expansion to first-order in $J_1 B$ of equation (32) is motivated for any number of atoms since the perturbative parameter $\lambda \equiv J_1 \hat{B}/J_0 \hat{N} \sim J_1/J_0$ is strictly smaller than unity.

The values of the chemical potential, as in equation (52), are derived from a third-order perturbation expansion in the parameter $\tilde{t} = t/U$ and it is expected to break down for large \tilde{t} . We verified that in general $\tilde{t} < 0.25$. Moreover, we compared the phase diagrams with the ones obtained by truncating at the second-order in \tilde{t} , and could verify that they do not differ substantially one from the other. We remark that the perturbation calculations are carried out assuming periodic boundary conditions, while the system here studied has a fixed number of sites, $K = 50$. We checked the validity of the assumption by comparing the results obtained for different lattice sites, up to 10 000, keeping the density fixed.

As concerns the tight-binding approximation (i.e. only including nearest neighbor couplings), the single-band approximation (i.e. expanding the field operators $\Psi(\hat{x})$ and $\Psi^\dagger(\hat{x}')$ using only the lowest band Wannier functions), these are both related to the regime of validity of the Gaussian approximation. Within this approximation one finds $|J_1/J_n| = \exp[(n^2 - 1)\frac{\pi^2}{4y}] \gg 1$, also indicating validity of the tight-binding approximation in this regime. Figure 6(a) displays the difference $\Delta - \Delta_{\text{TBA}}$ between the width Δ of the first Bloch band, obtained from diagonalization of the single-particle Hamiltonian in equation (7), and the width Δ_{TBA} evaluated with the

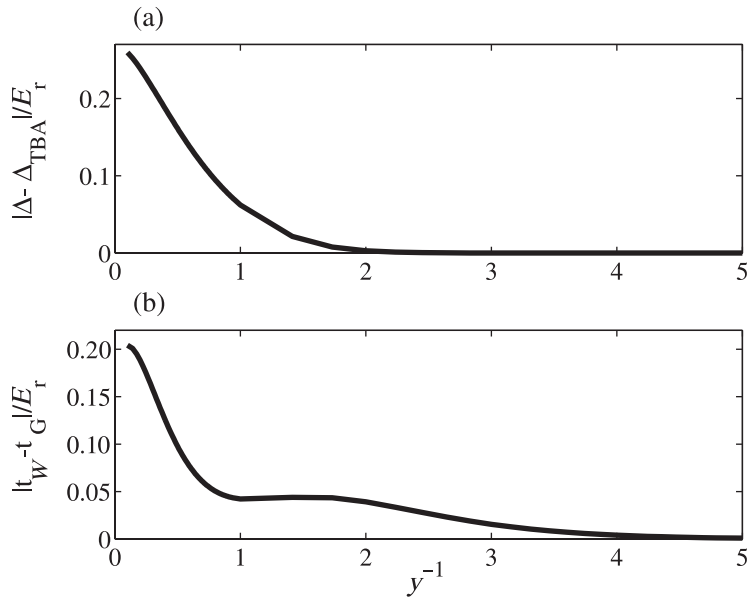


Figure 6. Check of the validity of the involved approximations. The upper figure shows the difference $\Delta - \Delta_{\text{TBA}}$, in units of E_r , as a function of y^{-1} , where Δ is the width of the first energy band and $\Delta_{\text{TBA}} = 2t_W$, with t_W the coupling element obtained from the corresponding Wannier functions in the tight-binding approximation. The lower figure displays $t_W - t_G$ as a function of y^{-1} , where t_G is the coupling element given by the Gaussian approximation. The quantities are numerically derived from Hamiltonian (7), where, in scaled units, there is only a single parameter of interest, namely the dimensionless potential amplitude or equivalently y .

tight-binding approximation, as a function of y^{-1} . Figure 6(b) displays the difference between the coupling parameters obtained by using the Wannier functions and the modified Gaussian functions as a function of y^{-1} . We note that for values $y^{-1} < 1$ the validity of both the tight binding and Gaussian approximations visibly breaks down. This has also been verified by recalculating some of the above phase diagrams using the Wannier functions.

5. Conclusions

We have shown that ultracold bosonic atoms inside a resonator may form stable insulator-like states, and thus enter the Mott phase, which is sustained by and sustains the cavity potential. The low temperature properties of the system are determined by the competition between the quantum electrodynamic effects and the quantum fluctuations of the atomic matter waves. This competition gives rise to a non-trivial dependence of the regions of stability and of the collective atomic states on the system parameters. Since the cavity potential depends on the state of the atoms, the behavior of the ultracold atomic gas in the cavity hence differs significantly from the one which is encountered in open space. We have derived the BH Hamiltonian for the cavity confined system, and have shown that the coefficients of this Hamiltonian depend

explicitly on the number of atoms. We have determined regions of parameters where the atomic insulator states are stable, predicting the existence of overlapping stability regions for competing Mott states. Bistable behavior is encountered in the vicinity of the shifted cavity resonance, controlled by the pump parameters.

Our theory allows us to determine the state of the atoms when their number is fixed, while for fluctuating, non-fixed atom number, in general, the system will choose the state of minimum energy. This will also take place when an external inhomogeneous potential, such as a harmonic trap potential, is additionally applied to the atoms. In such a case we envision the possibility of hysteresis effects in the harmonic potential, when the frequency of this potential is slowly increased and, subsequently, slowly decreased. However, the question, how the presence of an inhomogeneous potential will modify the insulator-like states, requires further careful studies, since the state of the system depends in a highly non-trivial way on global parameters, which in turn determine the local density of the atoms and the intracavity field. The condition that atoms may locally affect the potential, hence giving rise to phonon-like features ([36] and references therein), may be reached in multi-mode resonators, allowing for localized polaritonic excitations [37, 38]. Further novel features are expected when fermions are considered instead of bosons. These questions will be tackled in future works.

Acknowledgments

We thank E Demler, T Esslinger, Ch Maschler, C Menotti, H Monien, E Polzik, J Reichel and H Ritsch for discussions. We acknowledge support from the Swedish Government/Vetenskapsrådet, the German DFG (SFB 407, SPP 1116), from the European Commission (EMALI, MRTN-CT-2006-035369; SCALA, contract no 015714), from ESF PESC QUDEDIS, and the Spanish Ministry for Education MEC (FIS 2005-04627; QLIQS, FIS2005-08257; Ramon-y-Cajal individual fellowship; Consolider Ingenio 2010 ‘QOIT’).

Appendix A. Derivation of the effective Hamiltonian

We consider equation (26), and rewrite it as

$$\dot{b}_\ell = \frac{1}{i\hbar}[b_\ell, \mathcal{H}_0] - iC, \quad (\text{A.1})$$

where C is defined in equation (28) and $\hat{Y} = J_0\hat{N} + J_1\hat{B}$. We aim at finding an effective Hamiltonian \mathcal{H}_{BH} of the BH form, such that

$$C = [b_\ell, \mathcal{H}_{\text{BH}}]/\hbar,$$

in some thermodynamic limit to be identified.

We now expand operator C at first order in J_1 , assuming $J_1 \ll J_0$, as is verified in the MI state, using $[\hat{N}, \hat{B}] = 0$ and

$$F(J_0\hat{N} + J_1\hat{B}) \approx F(J_0\hat{N}) + J_1\hat{B}F'(J_0\hat{N}), \quad (\text{A.2})$$

where we have introduced the notation

$$F'(J_0\hat{N}) = \left. \frac{\partial}{\partial y} F(y) \right|_{y=J_0\hat{N}}. \quad (\text{A.3})$$

At first order in J_1 , we find

$$C = U_0\eta^2 F^\dagger(J_0\hat{N})[J_0b_\ell + J_1(b_{\ell+1} + b_{\ell-1})]F(J_0\hat{N}) + U_0\eta^2 F'^\dagger(J_0\hat{N})J_1B J_0b_\ell F(J_0\hat{N}) \\ + U_0\eta^2 F^\dagger(J_0\hat{N})J_0b_\ell J_1B F'(J_0\hat{N}) + \mathcal{O}(J_1^2).$$

Let us now consider the commutation relations between the various operators entering this expression. We note that

$$[b_\ell, F(J_0\hat{N})] = (F(J_0(\hat{N} + 1)) - F(J_0\hat{N}))b_\ell \\ = F'(J_0\hat{N})J_0b_\ell + \mathcal{O}(1/N^2) \quad (\text{A.4})$$

and it is hence of order $1/N$. Similarly, the commutator $[b_\ell, B] = b_{\ell+1} + b_{\ell-1}$ is at higher order in the expansion in $1/N$. Henceforth, we can rewrite

$$C = U_0\eta^2 F^\dagger(J_0\hat{N}) [J_0b_\ell + J_1(b_{\ell+1} + b_{\ell-1})] F(J_0\hat{N}) + U_0\eta^2 F'^\dagger(J_0\hat{N})J_0b_\ell J_1B F(J_0\hat{N}) \\ + U_0\eta^2 F^\dagger(J_0\hat{N})J_1B J_0b_\ell F'(J_0\hat{N}) \\ \equiv [b_\ell, \mathcal{H}_{\text{BH}}],$$

where

$$\mathcal{H}_{\text{BH}} = \hbar\eta^2 U_0 J_1 F^\dagger(J_0\hat{N}) B F(J_0\hat{N}) + G(J_0\hat{N}) \quad (\text{A.5})$$

and operator $G(J_0\hat{N})$ has to be determined from the equation

$$[b_\ell, G(J_0\hat{N})] + U_0\eta^2 F^\dagger(J_0\hat{N})J_0b_\ell F(J_0\hat{N}) = 0, \quad (\text{A.6})$$

which is valid at the considered order in the expansion in $1/N$. At leading order in $1/N$, equation (A.5) is a differential equation, such that $G'(J_0\hat{N}) = -U_0\eta^2 F^\dagger(J_0\hat{N})F(J_0\hat{N})$. Using the explicit form of operator $F(x)$, equation (32), we find

$$G'(x) = -U_0\eta^2 / (\kappa^2 + (\Delta_c - U_0x)^2),$$

which gives

$$G(x) = \frac{\eta^2}{\kappa} \arctan\left(\frac{\Delta_c - U_0x}{\kappa}\right) \quad (\text{A.7})$$

and finally the effective Hamiltonian in equation (33).

Appendix B. Perturbative derivation of the zone boundaries

We consider Hamiltonian

$$H = -\tilde{t}(\hat{N})\hat{B} + \frac{U(\hat{N})}{2} \sum_{i=1}^K \hat{n}_i(\hat{n}_i - 1) - \tilde{\mu}\hat{N}, \quad (\text{B.1})$$

as given in equation (37). This Hamiltonian differs from the standard BH Hamiltonian, as the coefficients depend on the operator \hat{N} . We apply now to equation (B.1) the method of [34], which allows the determination of the region of stability of the MI states. The method consists in a perturbative expansion in the parameter \tilde{t} , which is assumed to be small within the parameter regime of interest. In this limit, for large on site interaction strength U (*hard core limit*), in the optical lattice the configuration which is energetically favorable has the smallest number of atoms per site. For a lattice of K sites and $N = Kn_0 + j$ atoms, with $j < K$, there will be either n_0 or $n_0 + 1$ atoms per site. Clearly, when $N = Kn_0$ atoms ($j = 0$), there exists only one possible ground state, while for $N > Kn_0$ several ground-state configurations exist, and one has to apply degenerate perturbation theory.

The ground state of Hamiltonian (B.1) is found after imposing periodic boundary conditions, and diagonalizing operator \hat{B} in the momentum representation. At $t = 0$ the ground state for $N = Kn_0$ is given by

$$|\Psi_0(n_0)\rangle = |n_0, n_0, \dots, n_0\rangle, \quad (\text{B.2})$$

corresponding to n_0 atoms per site, while for $N = Kn_0 + j$, with $j > 0$, they are defined by the relation

$$|\Psi_j(n_0)\rangle = \hat{A}_{k_j}^\dagger |\Psi_{j-1}(n_0)\rangle, \quad (\text{B.3})$$

where

$$\hat{A}_{k_j}^\dagger = \frac{1}{\sqrt{K}} \sum_{n=1}^K e^{ink_j a} \frac{\hat{b}_n^\dagger}{\sqrt{\hat{n}_n + 1}} \quad (\text{B.4})$$

creates one particle in a site starting from the lowest energy states. There is an analogous state for one hole. Here, $a = \pi/k$ is the distance between neighboring sites, and the wave vector $k_j = 2\pi j/Ka$, with $j = -\frac{K}{2}, -\frac{K}{2} + 1, \dots, \frac{K}{2} - 1$ (assuming K even for simplicity). The ground-state energy is calculated applying perturbation theory in third order in \tilde{t} to this unperturbed basis. Due to symmetry, only zeroth and second order in the perturbation of $t(\hat{N})\hat{B}$ contribute to the ground-state energies of the MI state. For $N = Kn_0$ one finds

$$E_M(n_0) = \frac{U_{(2)}}{2} Kn_0(n_0 - 1) - \mu_{(2)} Kn_0 - \frac{t_{(2)}^2}{U_{(2)}} 2Kn_0(n_0 + 1), \quad (\text{B.5})$$

while the SF energies for the added particle/hole energies are

$$E_+(n_0) = \frac{U_{(1)}}{2} [Kn_0(n_0 - 1) + 2n_0] - \mu_{(1)}(Kn_0 + 1) - t_{(1)}2(n_0 + 1) - \frac{t_{(1)}^2}{U_{(1)}} [2Kn_0(n_0 + 1) - n_0^2] + \frac{t_{(1)}^3}{U_{(1)}^2} n_0(n_0 + 1)(n_0 + 2),$$

$$E_-(n_0) = -\mu_{(3)}(Kn_0 - 1) + \frac{U_{(3)}}{2} [Kn_0(n_0 + 1) - n_0 + 1] - t_{(3)}2n_0 - \frac{t_{(3)}^2}{U_{(3)}} [2Kn_0(n_0 + 1) - (n_0 + 1)^2] - \frac{t_{(3)}^3}{U_{(3)}^2} n_0(n_0 + 1)(n_0 - 1). \quad (\text{B.6})$$

Here, we have used the subscript (i) corresponding to the three different cases, $N = Kn_0$ and $N = Kn_0 \pm 1$, see section 4. The limit of stability of the MI state is found when the states

$|\Psi_M(n_0)\rangle$ and $|\Psi_{\pm}(n_0)\rangle$ are degenerate. The conditions $E_M(n_0) - E_+(n_0) = 0$ and $E_M(n_0) - E_-(n_0) = 0$ determine the boundaries $\mu_{\pm}(n_0)$ of the Mott states in the phase diagram $\tilde{\mu}-\tilde{t}$, thus obtaining the results in equations (52).

References

- [1] Walls D and Milburn G J 1994 *Quantum Optics* (Berlin: Springer)
- [2] Berman P R (ed) 1994 *Cavity Quantum Electrodynamics, Advances in Atomic, Molecular and Optical Physics, Supplement 2* (New York: Academic)
- [3] Bonifacio R and Lugiato L A 1978 *Phys. Rev. Lett.* **40** 1023
Bonifacio R and Lugiato L A 1978 *Lett. Nuovo Cimento* **21** 505
- [4] Weidinger M, Varcoe B T H, Heerlein R and Walther H 1999 *Phys. Rev. Lett.* **82** 3796
Varcoe B T H, Brattke S, Weidinger M and Walther H 2000 *Nature* **403** 743
- [5] Haroche S and Raimond J M 2006 *Exploring the Quantum* (Oxford: Oxford University Press)
- [6] Schleich W P 2001 *Quantum Optics in Phase Space* (New York: Wiley)
- [7] Hood C J, Lynn T W, Doherty A C, Parkins A S and Kimble H J 2000 *Science* **287** 1447
- [8] Pinkse P W H, Fisher T, Maunz P and Rempe G 2000 *Nature* **404** 365
- [9] Grangier P, Raymond G and Schlosser N 2000 *Fortsch. Phys. Prog. Phys.* **48** 859
- [10] Domokos P and Ritsch H 2002 *Phys. Rev. Lett.* **89** 253003
- [11] Black A T, Chan H W and Vuletić V 2003 *Phys. Rev. Lett.* **91** 203001
- [12] Asbóth J K, Domokos P, Ritsch H and Vukics A 2005 *Phys. Rev. A* **72** 053417
- [13] Zippilli S, Morigi G and Ritsch H 2004 *Phys. Rev. Lett.* **93** 123002
Zippilli S, Morigi G and Ritsch H 2004 *Eur. Phys. J. D* **31** 507
Zippilli S, Asbóth J, Morigi G and Ritsch H 2004 *Appl. Phys. B* **79** 969
- [14] Slama S, von Cube C, Kohler M, Zimmermann C and Courteille Ph W 2005 *Phys. Rev. Lett.* **94** 193901
- [15] Treutlein P, Hunger D, Camerer S, Hänsch T W and Reichel J 2007 *Phys. Rev. Lett.* **99** 140403
- [16] Colombe Y, Steinmetz T, Dubois G, Linke F, Hunger D and Reichel J 2007 *Nature* **450** 272
- [17] Slama S, Krenz G, Bux S, Zimmermann C and Courteille P W 2007 *Phys. Rev. A* **75** 063620
- [18] Brennecke F, Donner T, Ritter S, Bourdel Th, Köhl M and Esslinger T 2007 *Nature* **450** 268
- [19] Öttl A, Ritter S, Köhl M and Esslinger T 2005 *Phys. Rev. Lett.* **95** 090404
Öttl A, Ritter S, Köhl M and Esslinger T 2006 *Rev. Sci. Instrum.* **77** 063118
- [20] Mekhov I B, Maschler C and Ritsch H 2007 *Phys. Rev. Lett.* **98** 100402
- [21] Mekhov I B, Maschler C and Ritsch H 2007 *Preprint* [quant-ph/0702193](http://arxiv.org/abs/quant-ph/0702193)
- [22] Mekhov I B, Maschler C and Ritsch H 2007 *Nat. Phys.* **3** 319
Chen W, Meiser D and Meystre P 2007 *Phys. Rev. A* **75** 023812
- [23] Larson J, Damski B, Morigi G and Lewenstein M 2006 *Preprint* [cond-mat/0608335](http://arxiv.org/abs/cond-mat/0608335)
- [24] Bloch I and Greiner M 2005 *Adv. At. Mol. Opt. Phys.* **52** 1
- [25] Lewenstein M, Sanpera A, Ahufinger V, Damski B, Sen De A and Sen U 2007 *Adv. Phys.* **56** 243
- [26] Jaksch D and Zoller P 2005 *Ann. Phys. (NY)* **315** 52
- [27] Fisher M P A, Weichman P B, Grinstein G and Fisher D S 1989 *Phys. Rev. B* **40** 546
- [28] Sachdev S 1999 *Quantum Phase Transitions* (Cambridge: Cambridge University Press)
- [29] Jaksch D, Bruder C, Cirac J I, Gardiner C W and Zoller P 1998 *Phys. Rev. Lett.* **81** 3108
- [30] Greiner M, Mandel O, Esslinger T, Hänsch T W and Bloch I 2002 *Nature* **415** 39
- [31] Maschler C and Ritsch H 2005 *Phys. Rev. Lett.* **95** 260401
Maschler C, Mekhov I and Ritsch H 2007 *Preprint* 0710.4220
- [32] Asbóth J K, Ritsch H and Domokos P 2007 *Phys. Rev. Lett.* **98** 203008
Vukics A, Maschler C and Ritsch H 2007 *New J. Phys.* **9** 255
- [33] Ascroft N W and Mermin N D 1976 *Solid State Physics* (Fortworth, TX: Harcourt Brace Collage Publishers)

- [34] Freericks J K and Monien H 1994 *Europhys. Lett.* **26** 545
Freericks J K and Monien H 1996 *Phys. Rev. B* **53** 2691
- [35] Stamper-Kurn D M, Miesner H-J, Chikkatur A P, Inouye S, Stenger J and Ketterle W 1998 *Phys. Rev. Lett.* **81** 2194
Daley A J, Fedichev P O and Zoller P 2004 *Phys. Rev. A* **69** 022306
Griessner A, Daley A J, Clark S R, Jaksch D and Zoller P 2006 *Phys. Rev. Lett.* **97** 220403
Griessner A, Daley A J, Clark S R, Jaksch D and Zoller P 2007 *New J. Phys.* **9** 44
- [36] Vekua T, Cabra D C, Dobry A, Gazza C and Poilblanc D 2006 *Phys. Rev. Lett.* **96** 117205
- [37] Lewenstein M, Kubasiak A, Larson J, Menotti C, Morigi G, Osterloh K and Sanpera A 2006 *Atomic Physics 20 (AIP Conf. Proc. vol 869)* ed C F Roos, H Häffner and R Blatt (New York: AIP)
- [38] Meiser D and Meystre P 2006 *Phys. Rev. A* **74** 065801